

Foundation Programme  
in Literacy, Numeracy and Skills  
(FPLNS)

हिंदी  
**HINDI**

**GRADE 8**

Educator's Guidelines

Theme 1: Me  
**My Family**

---

MAHATMA GANDHI INSTITUTE  
under the aegis of  
MINISTRY OF EDUCATION AND HUMAN RESOURCE  
Republic of Mauritius

2026



A colorful illustration of a family. A woman on the left is smiling and looking towards a man in the center who is hugging a child. Another child is visible on the right. The background is filled with stylized, warm-toned foliage and abstract shapes in shades of blue, orange, and yellow.

# Table of content

<b>Guide to Educators</b> .....	<b>iii</b>
<b>Resources:</b> .....	<b>iv</b>
<b>Activity 1: Listen and repeat.</b> .....	<b>1</b>
<b>Activity 2 : Oral questioning.</b> .....	<b>2</b>
<b>Activity 3: Matching.</b> .....	<b>3</b>
<b>Activity 4: Search for the given words.</b> .....	<b>4</b>
<b>Activity 5: Rearrange the letters to form the correct words.....</b>	<b>5</b>
<b>Activity 6: Identify the family members.....</b>	<b>6</b>
<b>Activity 7: Draw and label your family tree.....</b>	<b>7</b>
<b>Activity 8: Fill in the blanks.....</b>	<b>8</b>
<b>Activity 9: Rearrange the words.</b> .....	<b>9</b>

# Guide to Educators

---

## Learning Outcomes

- Recognise vocabulary words related to the family.
- Distinguish the roles of family members.
- Understand the importance of the family and develop a sense of duty towards the family unit.
- Reading alphabets with proper pronunciation.

## Activities

- Listen and repeat.
- Oral questioning.
- Matching.
- Search for the given words.
- Rearrange the letters to form the correct words.
- Identify the family members.
- Draw and label your family tree.
- Fill in the blanks.
- Rearrange the words.

## Other Proposed Activities

- Storytelling.
- Games.
- Scenario-based role play.
- Reading of alphabets with proper pronunciation.
- Scenario-based questions: identify good and bad behaviours.

## Additional Resources

- Pictures and flashcards.
- Videos and audios.
- Family tree.
- Alphabet charts.

## Portfolio Assessment

- Skills-based assessments.

## Resources:



## Activity 1: Listen and repeat.

### Listening and Reading Activities:

- The Educator reads the lyrics aloud and plays the song.
- The students listen and repeat the song/poem.

## रिश्ते

देखो हमारे रिश्तों को ,  
आओ समझे हम इसको (2)  
याद करो तुम नामों को ,  
देखो हमारे रिश्तों को  
मम्मी के भाई तो मामा है ,  
पापा के भाई तो चाचा है  
मामा की श्रीमती मामी है ,  
चाचा की श्रीमती चाची है  
देखो हमारे रिश्तों को,  
आओ समझे हम इसको ।

The Educator may access the audio-visual version of the above poem/song through this link:

<https://youtube.com/watch?v=u03Awwi-RuY&feature=shared>  
Rishtey – Hindi Rhymes / रिश्ते -Family Relation Names /Bindi ke Balgeet

## Activity 2 : Oral questioning.

### Listening and Speaking Activities:

The Educator:

- reads aloud the relationships of family members and the students repeat them.

## परिवार के सदस्य



दादीजी	नानीजी
दादाजी	नानाजी
पिताजी	माताजी
फूफू	मौसीजी
चाचाजी	मामाजी
बड़ी बहन	बड़ा भाई
छोटा भाई	छोटी बहन

१. आपके परिवार में कितने सदस्य हैं ?
२. आपके परिवार में कौन-कौन हैं ?
३. आपको अपने परिवार की कौन-सी बात सबसे अच्छी लगती है ?
४. आप अपने परिवार की मदद कैसे करते हैं ?
५. एक ऐसा त्योहार बताइए, जो आप अपने परिवार के साथ मनाते हैं ।

### Activity 3: Matching.

#### Listening and Writing Activities:

- The Educator introduces and reads some main family members names.
- The students identify, read and match the family members' names to their corresponding pictures.



माताजी

दादाजी

भाई

पिताजी

बहन

दादीजी

#### Activity 4: Search for the given words.

##### Reading and Writing Activities:

Under the guidance of the Educator, the students:

- read the given words aloud with emphasis on the alphabets.
- copy the words in the blank spaces and read repeatedly.
- search and encircle the listed words hidden within the grid of the crossword. The words can be found horizontally, vertically or diagonally.

माताजी, पिताजी, बहन, भाई, दादीजी, दादाजी, चाची, चाचा


चा	चा	ब	चा	म
ची	अ	र	ग	मा
य	ष	इ	आ	ता
दा	ऋ	पि	ता	जी
ज	दी	ब	ह	न
व	क्ष	जी	श	स
भा	ई	ह	ल	दा
भा	खा	ज्ञ	दा	ता
प्रा	ड	जी	घ	प
ढ	री	फा	झा	बा

## Activity 5: Rearrange the letters to form the correct words.

### Reading and Writing Activities:

The students:

- pronounce the letters.
- rearrange the letters and write the correct word for each picture.
- read the words repeatedly.



जी ता मा

---



न ब ह

---



ई भा

---



चा जी चा

---



दा जी दा

---



जी ता पि

---

## Activity 6: Identify the family members.

### Reading and Writing Activities:

Under the guidance of the Educator, the students:

- read the phrases.
- write the specific term used for the following family members.

१. माँ के पिताजी \_\_\_\_\_ दादाजी \_\_\_\_\_

२. माँ की माताजी \_\_\_\_\_

३. पिताजी की माँ \_\_\_\_\_

४. पिताजी के पिताजी \_\_\_\_\_

५. पिताजी की बहन \_\_\_\_\_

६. माँ की बहन \_\_\_\_\_

७. माँ का भाई \_\_\_\_\_

८. पिताजी का भाई \_\_\_\_\_

## Activity 7: Draw and label your family tree.

### Writing and Speaking Activities:

The students:

- draw their family tree.
- write their name at the bottom of the tree.
- label the members of the family.
- talk about their family members (e.g. “This is my mother. Her name is...”).

## Activity 8: Fill in the blanks.

### Reading and Writing Activities:

- The Educator brainstorms how a family can run smoothly.
- The students identify how they will distribute the tasks mentioned below among their family members.

१. \_\_\_\_\_ नाश्ता बनाना ।
२. \_\_\_\_\_ झाड़ू लगाना ।
३. \_\_\_\_\_ बर्तन-धोना ।
४. \_\_\_\_\_ खरीदारी करना ।
५. \_\_\_\_\_ आँगन की सफ़ाई करना ।
६. \_\_\_\_\_ कपड़े-धोना ।
७. \_\_\_\_\_ कूड़ा-फेंकना ।
८. \_\_\_\_\_ गृहकार्य में सहायता देना ।
९. \_\_\_\_\_ पालतू जानवर को खाना देना ।

## Activity 9: Rearrange the words.

### Reading and Writing Activities:

The students:

- read the jumbled words carefully.
- write the sentence correctly.

१. से / प्यार / मैं / करता / अपने माता-पिता / हूँ।

.....

२. की / देखभाल / करती / छोटी बहन / मैं अपनी / हूँ।

.....

३. घर / करते / काम / पिताजी / का/ हैं।

.....

४. रात को / एक साथ / हम / करते / भोजन/ हैं।

.....

५. रहना / एक साथ / हमें / मिलकर / चाहिए।

.....